




EARTHCHECK

# CHELSEA HOTEL, TORONTO

## EXECUTIVE SUMMARY


2018

### SUCCESSSES

 **ENERGY CONSUMPTION**

THIS YEAR


**154.4**  
MJ / GUEST NIGHT


ABOVE AVERAGE 

**CO<sub>2</sub>** **GREENHOUSE GAS EMISSIONS**  
(SCOPE 1 AND SCOPE 2)

THIS YEAR


**7.9**  
KG CO<sub>2</sub>-E / GUEST NIGHT

ABOVE AVERAGE 

 **POTABLE WATER CONSUMPTION**

THIS YEAR

**362.7**  
L / GUEST NIGHT

ABOVE AVERAGE 



## AREAS FOR IMPROVEMENT





## HOW YOU COMPARE TO YOUR COMPETITORS



REGIONAL LEADER



ABOVE AVERAGE



BELOW AVERAGE



### ENERGY CONSUMPTION

MJ / Guest Night

REGIONAL LEADER

**124.2**



CHELSEA HOTEL, TORONTO

**154.4**



REGIONAL AVERAGE

**177.5**



### GREENHOUSE GAS EMISSIONS (SCOPE 1 AND SCOPE 2)

kg CO<sub>2</sub>-e / Guest Night

REGIONAL LEADER

**6.3**



CHELSEA HOTEL, TORONTO

**7.9**



REGIONAL AVERAGE

**9.1**



### POTABLE WATER CONSUMPTION

L / Guest Night

REGIONAL LEADER

**275.2**



CHELSEA HOTEL, TORONTO

**362.7**



REGIONAL AVERAGE

**393.1**



### WASTE SENT TO LANDFILL

L / Guest Night

REGIONAL LEADER

**1.0**



REGIONAL AVERAGE

**1.4**

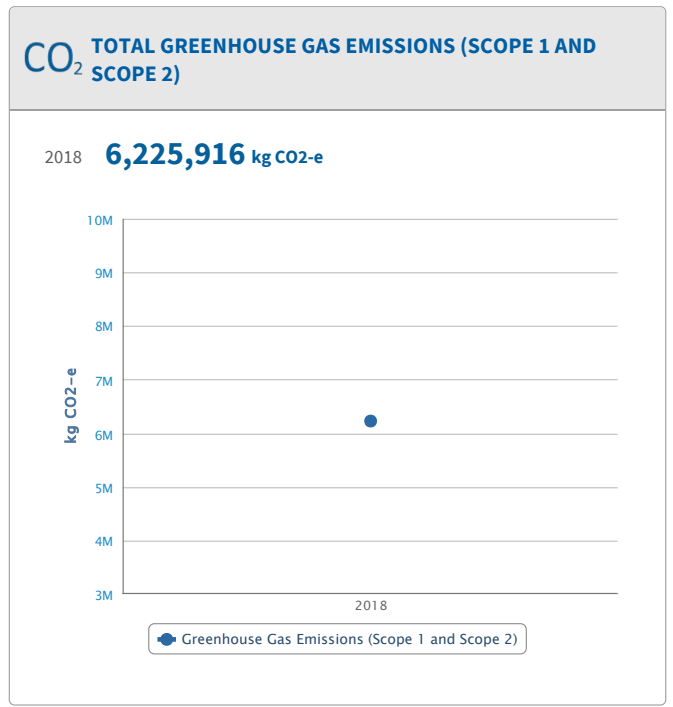
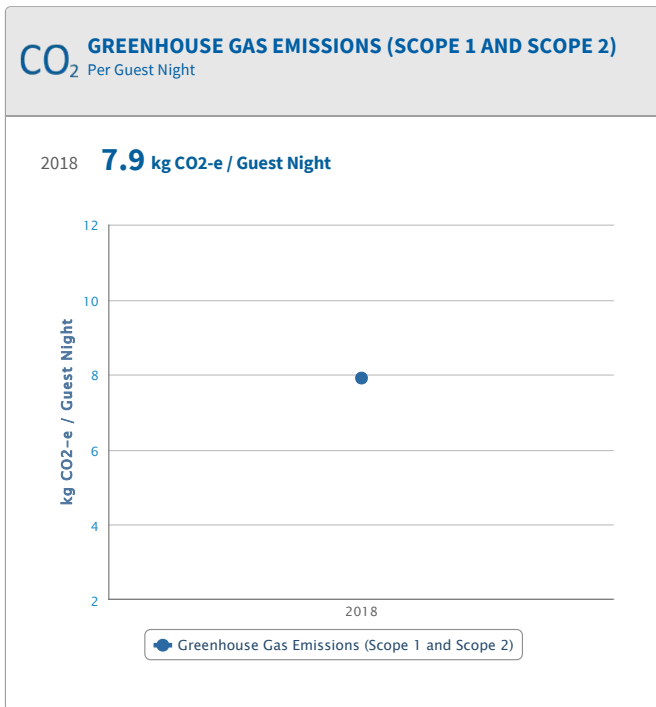
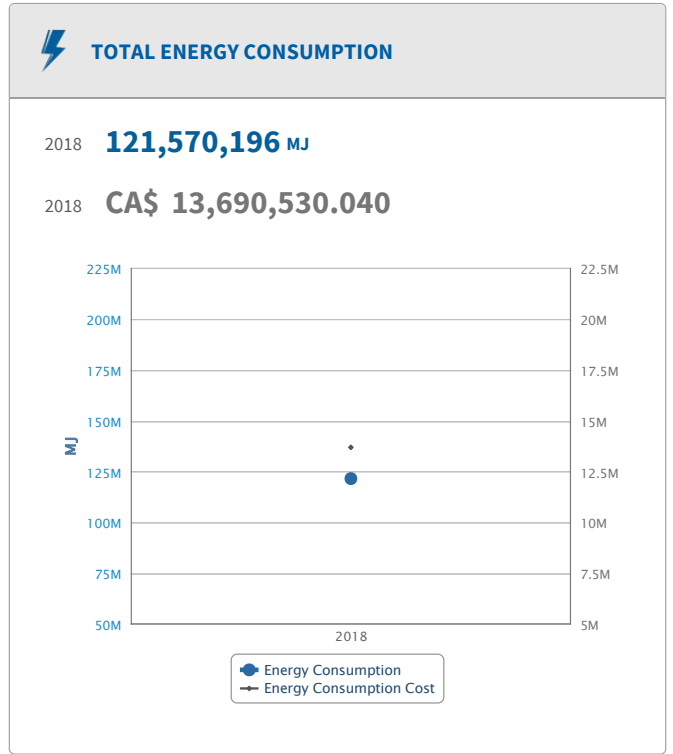
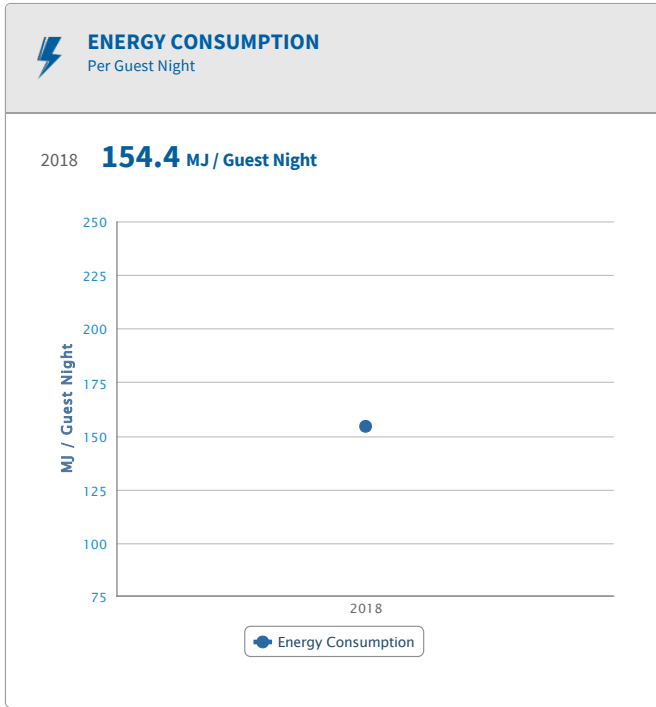


CHELSEA HOTEL, TORONTO

**1.5**



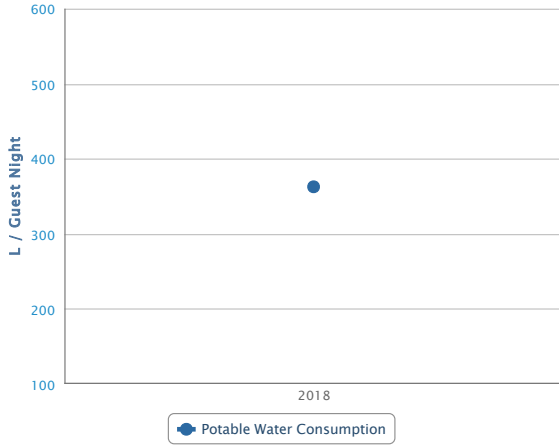
## YOUR PROGRESS





### POTABLE WATER CONSUMPTION Per Guest Night

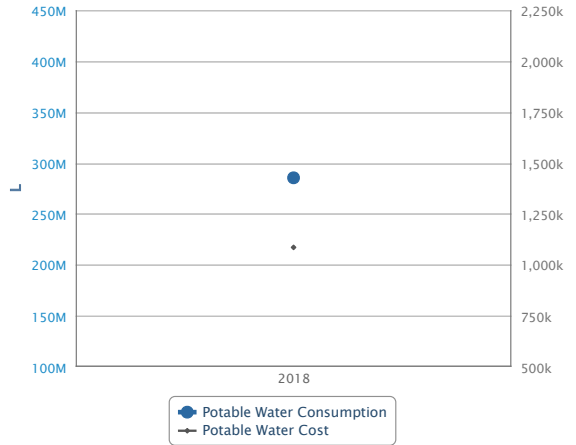
2018 **362.7 L / Guest Night**



### TOTAL POTABLE WATER CONSUMPTION

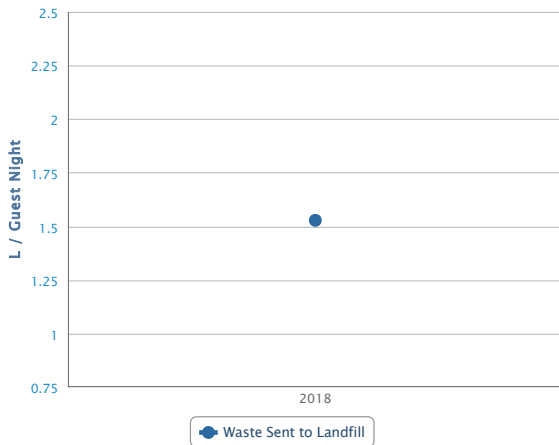
2018 **285,532,250 L**

2018 **CA\$ 1,086,157.530**



### WASTE SENT TO LANDFILL Per Guest Night

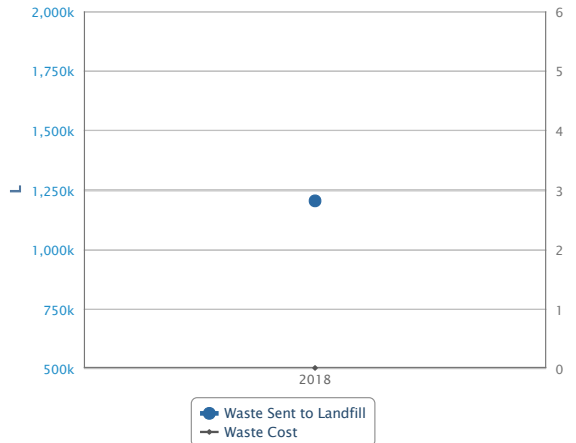
2018 **1.5 L / Guest Night**



### TOTAL WASTE SENT TO LANDFILL

2018 **1,202,892 L**

2018 **No costs entered**



EXPLORE YOUR PERFORMANCE

More information about your performance including trends and breakdowns can be found in MyEarthCheck.

## RECOMMENDED ACTIONS



### WASTE SENT TO LANDFILL

1. DEVELOP AND IMPLEMENT WASTE MANAGEMENT STRATEGIES.
2. DEVELOP AND IMPLEMENT WASTE RECYCLING AND REUSE STRATEGIES.
3. INVESTIGATE THE POSSIBILITY OF DISPOSING SOLID WASTE TO A KNOWN AND MANAGED LANDFILL SITE.
4. REDUCING WASTE TO LANDFILL FACTSHEET
5. IF YOU WOULD LIKE PERSONALISED ADVICE ON WASTE MANAGEMENT STRATEGIES, PLEASE CONTACT EARTHCHECK.